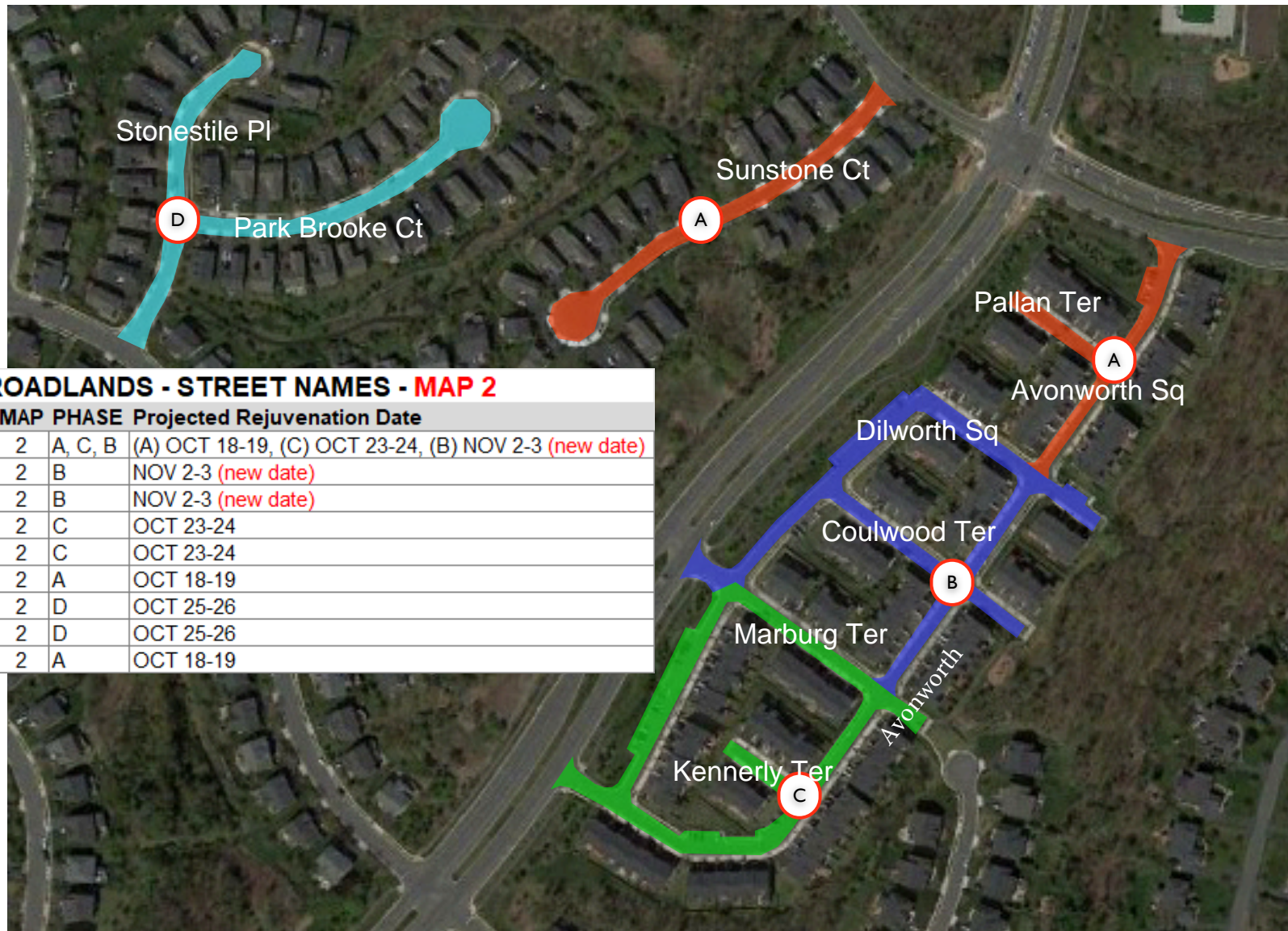


ASPHALT REJUVENATION SCHEDULE - FALL 2023

Dates of Work	Map	Map Phase	Location description
<u>2nd Week October 11th - 14th</u>			
October 11th - 12th	Map 3	A	Demott towns
October 13th - 14th	Map 3	B	Demott towns
<u>3rd Week October 16th - 21st</u>			
October 16th - 17th			Summerbrooke Pool parking lot
October 16th - 17th	Map 5	A	Sundial, Bexley
October 16th - 17th	Map 3	C	Demott towns
October 18th - 19th	Map 4	A	Overland Park
October 18th - 19th	Map 2	A	Avonworth (north), Sunstone
October 18th - 19th	Map 9	D	Broadlands Station - fitness parking lot
October 18th - 19th	Map 5	B	Sundance - <i>rescheduled dates</i>
October 18th - 19th	Map 3	B	Shadywood (partial), Falling Rock (partial) - <i>rescheduled dates</i>
October 20th - 21st	Map 4	B	Overland Park
October 20th - 21st	Map 6	B	Thornblade (west)
<u>4th Week October 23rd - 28th</u>			
October 23rd - 24th	Map 4	C	Overland Park
October 23rd - 24th	Map 2	C	Avonworth (south)
October 23rd - 24th	Map 6	C	Thornblade (east)
October 23rd - 24th	Map 8	A	Park Glen Villas - Gardenwall/Stillwater (west)
October 25th - 26th	Map 4	D	Overland Park
October 25th - 26th	Map 2	D	Stonestile, Park Brooke
October 25th - 26th	Map 7	D	Bankbarn
October 25th - 26th	Map 8	B	Park Glen Villas - Millwick/Stillwater (east)
October 27th - 28th	Map 4	E	Overland Park
October 27th - 28th	Map 9	A & C	Broadlands Station (west)
<u>5th Week October 30th - November 4th</u>			
November 2nd - 3rd	Map 2	B	Avonworth - middle - <i>rescheduled dates</i>
November 2nd - 3rd	Map 9	B	Broadlands Station (east) - <i>rescheduled dates</i>
November 2nd - 3rd			Stonehouse Parking Lot and Road (Kindercare access)
November 2nd - 3rd			Community Center & Pool parking lot
<u>November 1st - 10th</u>			
November 1st - 8th	Crack Seal Any Left over Areas		various

Broadlands HOA - Map 2

Leesburg Virginia



BROADLANDS - STREET NAMES - MAP 2

Street Name	MAP PHASE	Projected Rejuvenation Date
Avonworth Terrace	2 A, C, B	(A) OCT 18-19, (C) OCT 23-24, (B) NOV 2-3 (new date)
Coulwood Terrace	2 B	NOV 2-3 (new date)
Dilworth Square	2 B	NOV 2-3 (new date)
Kennerly Terrace	2 C	OCT 23-24
Marburg Terrace	2 C	OCT 23-24
Pallan Terrace	2 A	OCT 18-19
Park Brooke Court	2 D	OCT 25-26
Stonestile Place	2 D	OCT 25-26
Sunstone Court	2 A	OCT 18-19

Asphalt Rejuvenation Areas

TRITechnologies
www.TriTechAsphalt.com

Broadlands HOA - Map 2

Leesburg Virginia

Work Schedule

October 18th	Area A	By 7:00 AM, Remove all cars & close down the parking lot. Clean & apply the asphalt Rejuvenator. Leave closed down for over night.
October 19th	Area A	At 7 AM Crack Seal & Repaint and open to traffic once paint dries.
November 2nd	Area B	By 7:00 AM, Remove all cars & close down the parking lot. Clean & apply the asphalt Rejuvenator. Leave closed down for over night.
November 3rd	Area B	At 7 AM Crack Seal & Repaint and open to traffic once paint dries.
October 23rd	Area C	By 7:00 AM, Remove all cars & close down the parking lot. Clean & apply the asphalt Rejuvenator. Leave closed down for over night.
October 24th	Area C	At 7 AM Crack Seal & Repaint and open to traffic once paint dries.
October 25th	Area D	By 7:00 AM, Remove all cars & close down the parking lot. Clean & apply the asphalt Rejuvenator. Leave closed down for over night.
October 26th	Area D	At 7 AM Crack Seal & Repaint and open to traffic once paint dries.
November 6th - 10th	Areas - ALL	Finish Applying Crack Sealer as needed

Warning Do Not walk on material while lots are closed down. Material will ruin shoes, track onto concrete, rugs & floors.

Asphalt Rejuvenation Areas

TRITechnologies
www.TriTechAsphalt.com

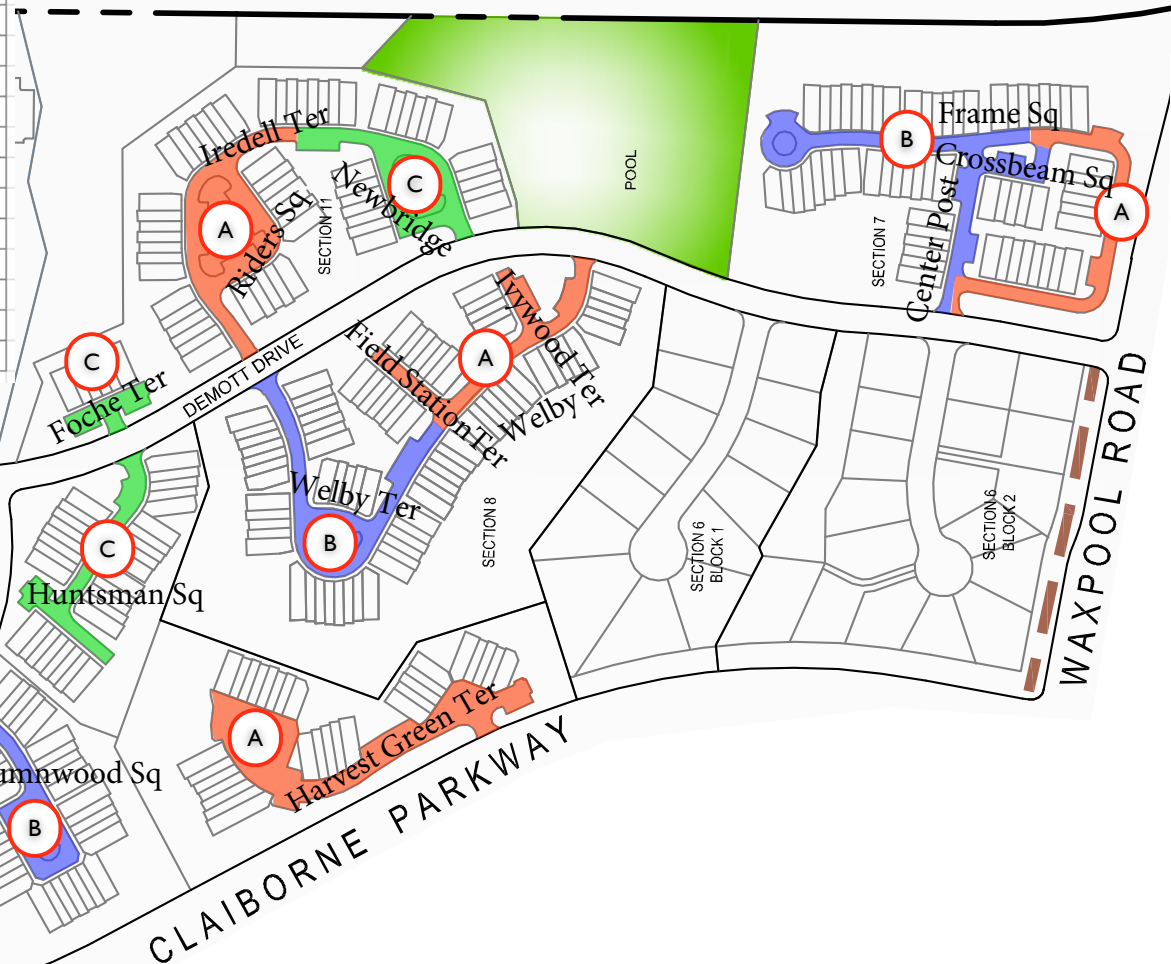
Broadlands HOA - Map 3

Leesburg Virginia

BROADLANDS - STREET NAMES - MAP 3

Street Name	MAP	PHASE	Projected Rejuvenation Date
Autumnwood Square	3	B	OCT 13-14
Center Post Terrace	3	B	OCT 13-14
Crossbeam Square	3	B	OCT 13-14
Falling Rock Terrace	3	B	OCT 13-14
Field Station Terrace	3	A	OCT 11-12
Foche Terrace	3	C	OCT 16-17
Forest Edge Square	3	A, C	OCT 11-12, OCT 16-17
Frame Square	3	A, B	OCT 11-12, OCT 13-14
Harvest Green Terrace	3	A	OCT 11-12
Hunters Green Square	3	C	OCT 16-17
Huntsman Square	3	C	OCT 16-17
Iredell Terrace	3	A, C	OCT 11-12, OCT 16-17
Ivy Wood Terrace	3	A	OCT 11-12
Newbridge Square	3	C	OCT 16-17
Riders Square	3	A	OCT 11-12
Shady Wood Terrace	3	B	OCT 13-14
Welby Terrace	3	A, B	OCT 11-12, OCT 13-14

DULLES GREENWAY



Asphalt Rejuvenation Areas

TRITechnologies

www.TriTechAsphalt.com

Broadlands HOA - Map 3

Leesburg Virginia

Work Schedule

October 11th	Area A	By 7:00 AM, Remove all cars & close down the parking lot. Clean & apply the asphalt Rejuvenator. Leave closed down for over night.
October 12th	Area A	At 7 AM Crack Seal & Repaint and open to traffic once paint dries.
October 13th	Area B	By 7:00 AM, Remove all cars & close down the parking lot. Clean & apply the asphalt Rejuvenator. Leave closed down for over night.
October 14th	Area B	At 7 AM Crack Seal & Repaint and open to traffic once paint dries.
October 16th	Area C	By 7:00 AM, Remove all cars & close down the parking lot. Clean & apply the asphalt Rejuvenator. Leave closed down for over night.
October 17th	Area C	At 7 AM Crack Seal & Repaint and open to traffic once paint dries.
November 6th - 10th	Areas - ALL	Finish Applying Crack Sealer as needed

Warning Do Not walk on material while lots are closed down. Material will ruin shoes, track onto concrete, rugs & floors.

Asphalt Rejuvenation Areas

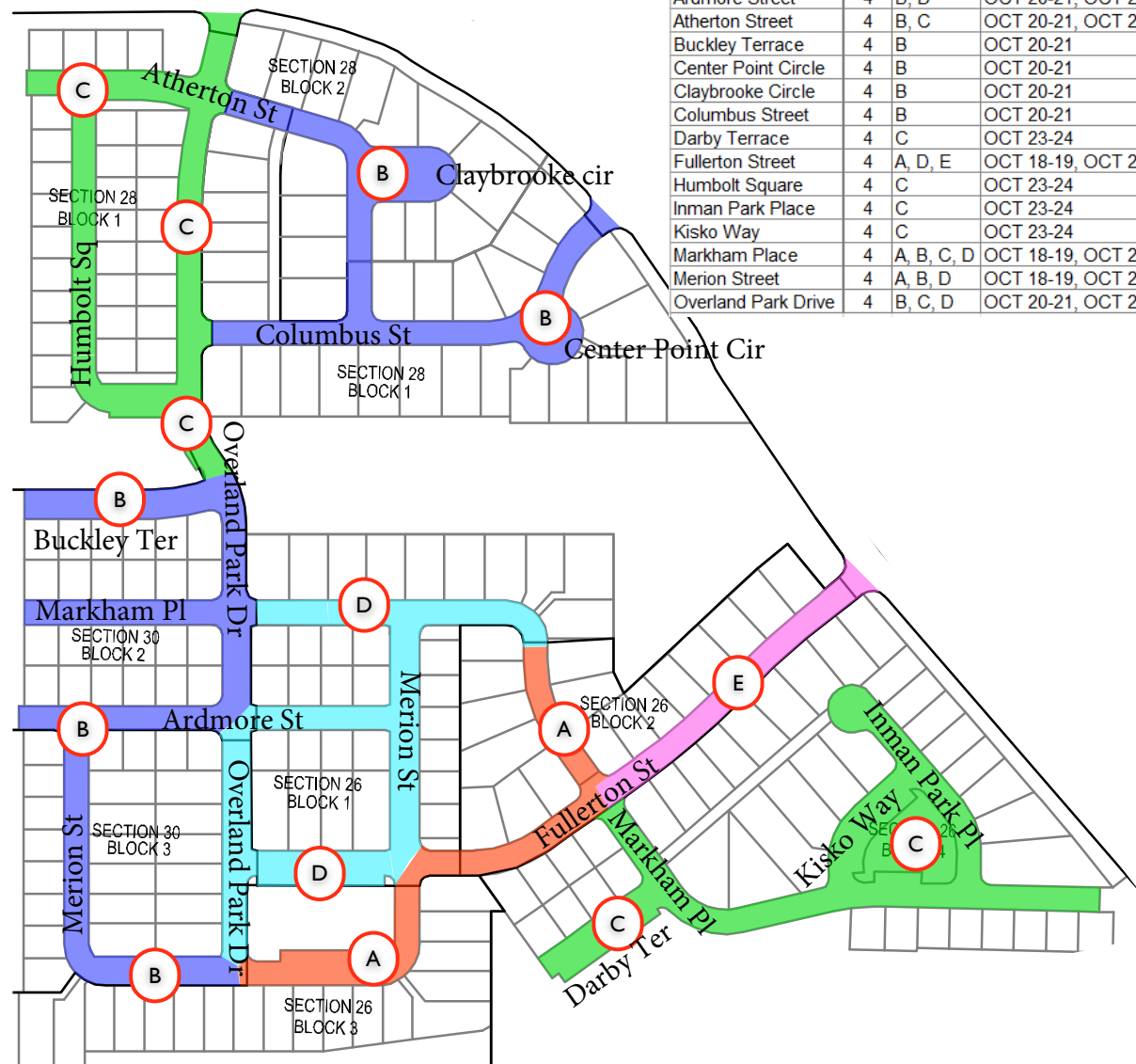
TRITechnologies
www.TriTechAsphalt.com

Broadlands HOA - Map 4

Leesburg Virginia

BROADLANDS BOULEVARD

DULLES GREENWAY



BROADLANDS - STREET NAMES - MAP 4

Street Name	MAP PHASE	Projected Rejuvenation Date
Ardmore Street	4 B, D	OCT 20-21, OCT 25-26
Atherton Street	4 B, C	OCT 20-21, OCT 23-24
Buckley Terrace	4 B	OCT 20-21
Center Point Circle	4 B	OCT 20-21
Claybrooke Circle	4 B	OCT 20-21
Columbus Street	4 B	OCT 20-21
Darby Terrace	4 C	OCT 23-24
Fullerton Street	4 A, D, E	OCT 18-19, OCT 25-26, OCT 27-28
Humbolt Square	4 C	OCT 23-24
Inman Park Place	4 C	OCT 23-24
Kisko Way	4 C	OCT 23-24
Markham Place	4 A, B, C, D	OCT 18-19, OCT 20-21, OCT 23-24, OCT 25-26
Merion Street	4 A, B, D	OCT 18-19, OCT 20-21, OCT 25-26
Overland Park Drive	4 B, C, D	OCT 20-21, OCT 23-24, OCT 25-26

Asphalt Rejuvenation Areas

TRITechnologies
www.TriTechAsphalt.com

Broadlands HOA - Map 4

Leesburg Virginia

Work Schedule

October 18th	Area A	By 7:00 AM, Remove all cars & close down the parking lot. Clean & apply the asphalt Rejuvenator. Leave closed down for over night.
October 19th	Area A	At 7 AM Crack Seal & Repaint and open to traffic once paint dries.
October 20th	Area B	By 7:00 AM, Remove all cars & close down the parking lot. Clean & apply the asphalt Rejuvenator. Leave closed down for over night.
October 21st	Area B	At 7 AM Crack Seal & Repaint and open to traffic once paint dries.
October 23rd	Area C	By 7:00 AM, Remove all cars & close down the parking lot. Clean & apply the asphalt Rejuvenator. Leave closed down for over night.
October 24th	Area C	At 7 AM Crack Seal & Repaint and open to traffic once paint dries.
October 25th	Area D	By 7:00 AM, Remove all cars & close down the parking lot. Clean & apply the asphalt Rejuvenator. Leave closed down for over night.
October 26th	Area D	At 7 AM Crack Seal & Repaint and open to traffic once paint dries.
October 27th	Area E	By 7:00 AM, Remove all cars & close down the parking lot. Clean & apply the asphalt Rejuvenator. Leave closed down for over night.
October 28th	Area E	At 7 AM Crack Seal & Repaint and open to traffic once paint dries.
November 6th - 10th	Areas - ALL	Finish Applying Crack Sealer as needed

Warning Do Not walk on material while lots are closed down. Material will ruin shoes, track onto concrete, rugs & floors.

Asphalt Rejuvenation Areas

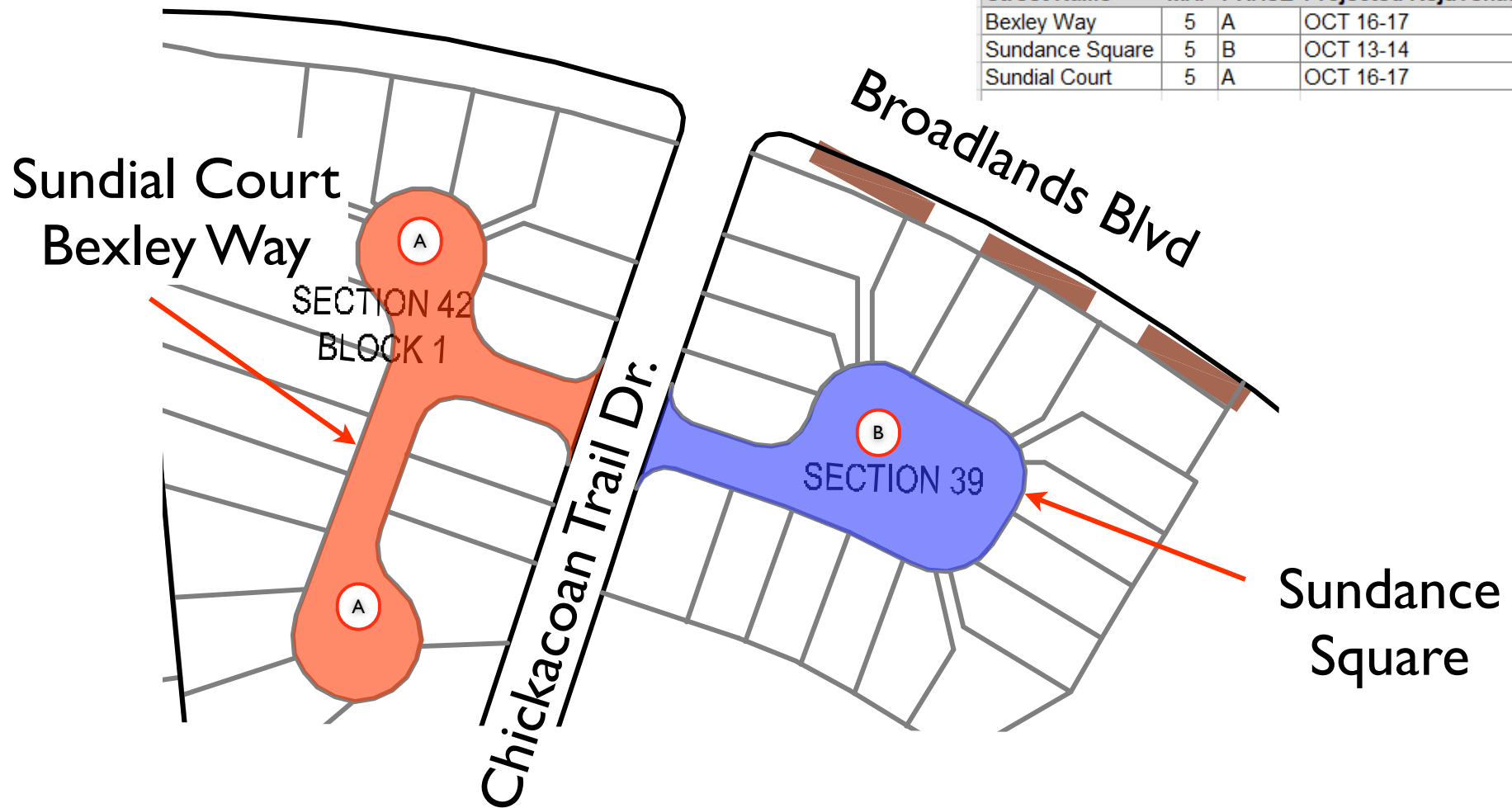
TRITechnologies
www.TriTechAsphalt.com

Broadlands HOA - Map 5

Leesburg Virginia

BROADLANDS - STREET NAMES - MAP 5

Street Name	MAP	PHASE	Projected Rejuvenation Date
Bexley Way	5	A	OCT 16-17
Sundance Square	5	B	OCT 13-14
Sundial Court	5	A	OCT 16-17



Asphalt Rejuvenation Areas

TRITechnologies
www.TriTechAsphalt.com

Broadlands HOA - Map 5

Leesburg Virginia

Work Schedule

October 16th	Area A	By 7:00 AM, Remove all cars & close down the parking lot. Clean & apply the asphalt Rejuvenator. Leave closed down for over night.
October 17th	Area A	At 7 AM Crack Seal & Repaint and open to traffic once paint dries.
October 13th	Area B	By 7:00 AM, Remove all cars & close down the parking lot. Clean & apply the asphalt Rejuvenator. Leave closed down for over night.
October 14th	Area B	At 7 AM Crack Seal & Repaint and open to traffic once paint dries.
November 6th - 10th	Areas - ALL	Finish Applying Crack Sealer as needed

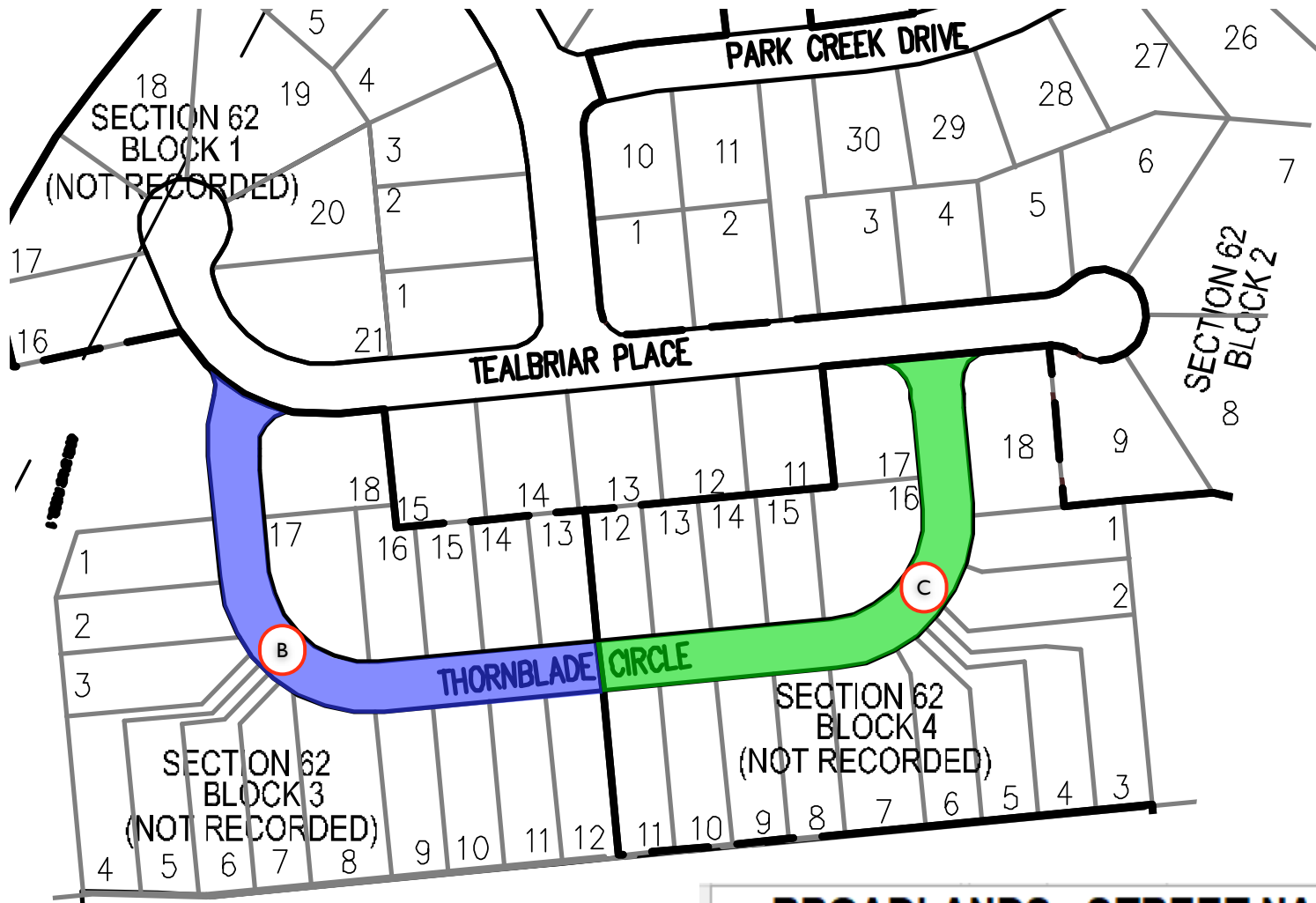
Warning Do Not walk on material while lots are closed down. Material will ruin shoes, track onto concrete, rugs & floors.

Asphalt Rejuvenation Areas

TRITechnologies
www.TriTechAsphalt.com

Broadlands HOA - Map 6

Leesburg Virginia



BROADLANDS - STREET NAMES - MAP 6

Street Name	MAP PHASE	Projected Rejuvenation Date
Thornblade Circle	6 B, C	OCT 20-21, OCT 23-24

Asphalt Rejuvenation Areas

TRITechnologies

www.TriTechAsphalt.com

Broadlands HOA - Map 6

Leesburg Virginia

Work Schedule

October 20th	Area B	By 7:00 AM, Remove all cars & close down the parking lot. Clean & apply the asphalt Rejuvenator. Leave closed down for over night.
October 21st	Area B	At 7 AM Crack Seal & Repaint and open to traffic once paint dries.
October 23rd	Area C	By 7:00 AM, Remove all cars & close down the parking lot. Clean & apply the asphalt Rejuvenator. Leave closed down for over night.
October 24th	Area C	At 7 AM Crack Seal & Repaint and open to traffic once paint dries.
November 6th - 10th	Areas - ALL	Finish Applying Crack Sealer as needed

Warning Do Not walk on material while lots are closed down. Material will ruin shoes, track onto concrete, rugs & floors.

Asphalt Rejuvenation Areas

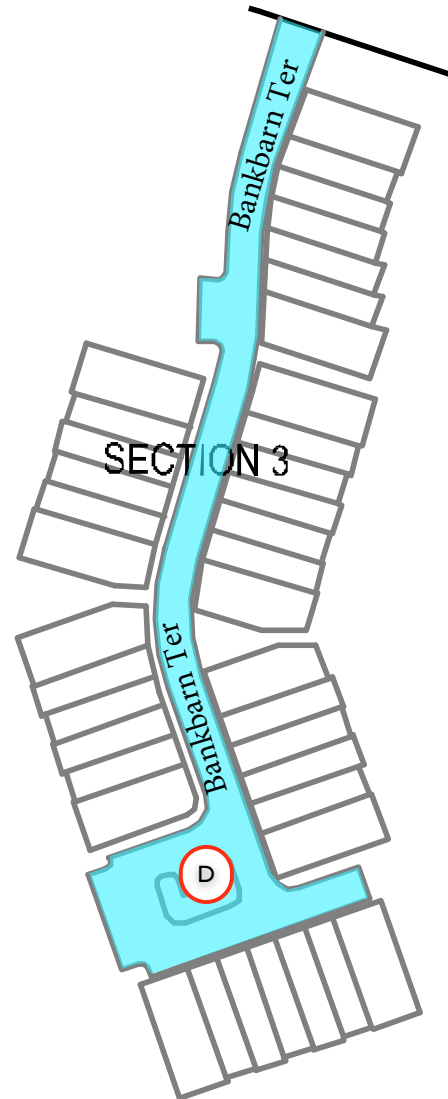
TRITechnologies
www.TriTechAsphalt.com

Broadlands HOA - Map 7

Leesburg Virginia

BROADLANDS - STREET NAMES - MAP 7

Street Name	MAP	PHASE	Projected Rejuvenation Date
Bankbarn Terrace	7	D	OCT 25-26



Asphalt Rejuvenation Areas

TRITechnologies
www.TriTechAsphalt.com

Broadlands HOA - Map 7

Leesburg Virginia

Work Schedule

October 25th	Area D	By 7:00 AM, Remove all cars & close down the parking lot. Clean & apply the asphalt Rejuvenator. Leave closed down for over night.
October 26th	Area D	At 7 AM Crack Seal & Repaint and open to traffic once paint dries.
November 6th - 10th	Areas - ALL	Finish Applying Crack Sealer as needed

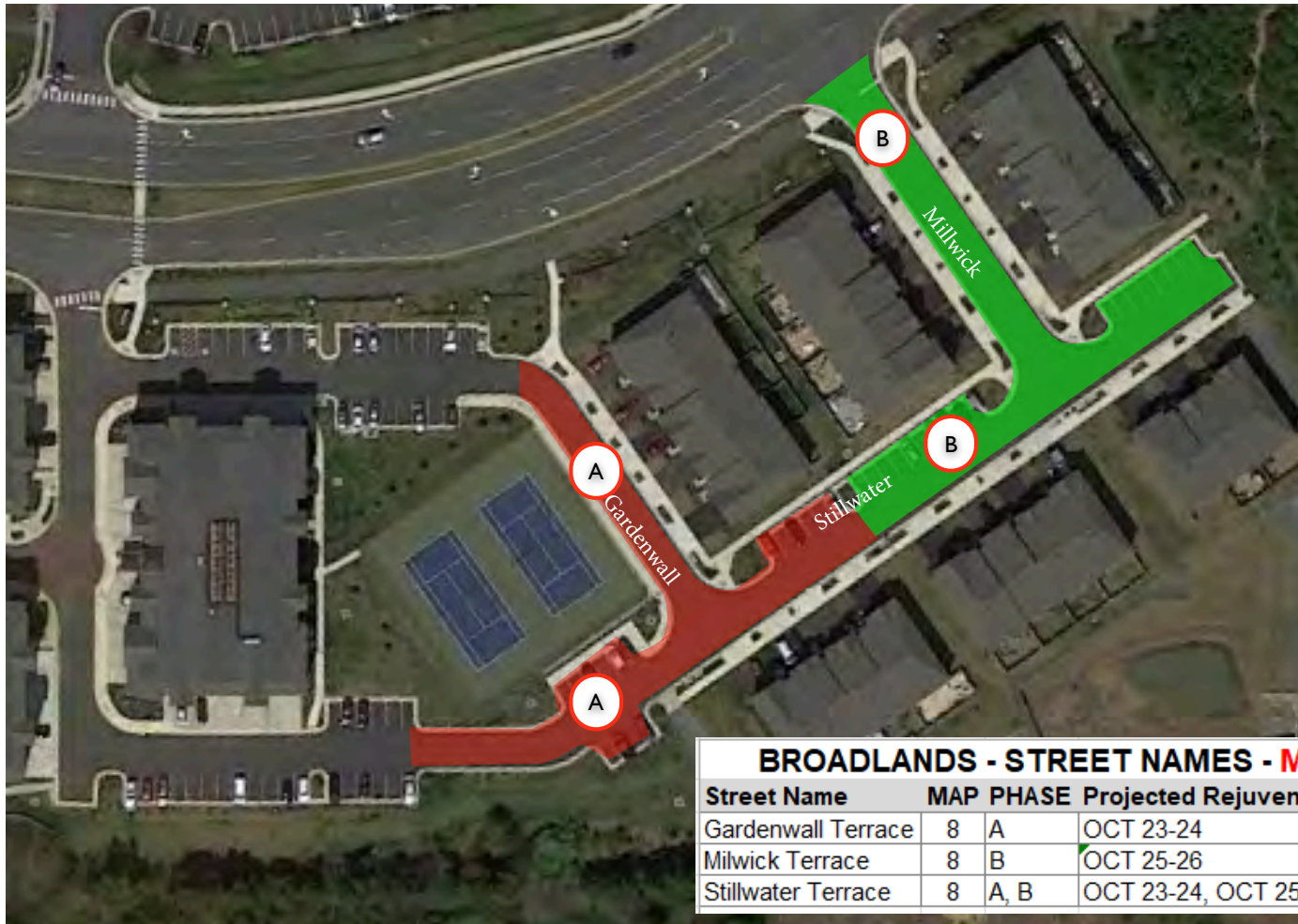
Warning Do Not walk on material while lots are closed down. Material will ruin shoes, track onto concrete, rugs & floors.

Asphalt Rejuvenation Areas

TRITechnologies
www.TriTechAsphalt.com

Broadlands HOA - Map 8

Ashburn Virginia



Asphalt Rejuvenation Areas

TRITechnologies
www.TriTechAsphalt.com

Broadlands HOA - Map 8

Ashburn Virginia

Work Schedule

October 23rd	Area A	By 7:00 AM, Remove all cars & close down the parking lot. Clean & apply the asphalt Rejuvenator. Leave closed down for over night.
October 24th	Area A	At 7 AM Crack Seal & Repaint and open to traffic once paint dries.
October 25th	Area B	By 7:00 AM, Remove all cars & close down the parking lot. Clean & apply the asphalt Rejuvenator. Leave closed down for over night.
October 26th	Area B	At 7 AM Crack Seal & Repaint and open to traffic once paint dries.
November 6th - 10th	Areas - ALL	Finish Applying Crack Sealer as needed

Warning Do Not walk on material while lots are closed down. Material will ruin shoes, track onto concrete, rugs & floors.

Broadlands HOA - Map 9

Ashburn Virginia



Asphalt Rejuvenation Areas

TRITechnologies
www.TriTechAsphalt.com

Broadlands HOA - Map 9

Ashburn Virginia

Work Schedule

October 27th	Area A	By 7:00 AM, Remove all cars & close down the parking lot. Clean & apply the asphalt Rejuvenator. Leave closed down for over night.
October 28th	Area A	At 7 AM Crack Seal & Repaint and open to traffic once paint dries.
November 2nd	Area B	By 7 AM, Remove all cars & close down the parking lot. Clean & apply the asphalt Rejuvenator. Leave closed down for over night.
November 3rd	Area B	At 7 AM Crack Seal & Repaint and open to traffic once paint dries.
October 27th	Area C	By 7 AM, Remove all cars & close down the parking areas. Clean & apply the asphalt Rejuvenator to 1/2 of roadway at a time allowing cars to come and go. Open drive lane and repeat to other side within 1 - 2 hours. No parking on this roadway for 24 - 36 hours.
October 28th	Area C	At 7 AM Crack Seal & Repaint parking areas and open to traffic once paint dries.
October 18th	Area D	By 7 AM, Remove all cars & close down the parking lot. Clean & apply the asphalt Rejuvenator. Leave closed down for over night.
October 19th	Area D	At 7 AM Crack Seal & Repaint and open to traffic once paint dries.
November 6th - 10th	Areas - ALL	Finish Applying Crack Sealer as needed

Warning Do Not walk on material while lots are closed down. Material will ruin shoes, track onto concrete, rugs & floors.

Asphalt Rejuvenation Areas

TRITechnologies
www.TriTechAsphalt.com